

compete



sharing best practice in  
european city regions

# THE COMPETE NETWORK

**Professor Michael Parkinson CBE**

**EIUA**

**Final Compete Conference**

**London, June 2007**



PROJECT PART-FINANCED  
BY THE EUROPEAN UNION



# 4 Questions

- What is Compete?
- How do Compete cities compare?
- What key messages?
- What purpose today?



# 1. COMPETE: WHAT IS IT?



PROJECT PART-FINANCED  
BY THE EUROPEAN UNION

# Purpose

- Interreg III C city-regional network
- Exchange knowledge/best practice competitiveness
- Improve profile & performance European city-regions
- Develop European capacity



# Organisation

- DCLG, UK Core Cities, European Partners
- Sheffield leads for Core Cities
- Helsinki, Rotterdam, Dortmund, Munich, Lyon, Barcelona
- Funded EU & DCLG



# Products - Events

- Sheffield – Partnerships
- Dortmund – Human Capital
- Barcelona – Creative Industries
- Helsinki – Innovation
- Munich – Networks
- Rotterdam – Connectivity
- Lyon – Cluster Strategy
- UK - Final Conference



# Products - Knowledge

- Knowledge Resource Centre
  - Sharing experiences
  - Benchmarking data
  - City profiles
  - Good practice
- Final Report



# Products - Relationships

Built European relationships, trust,  
knowledge and capacity!



PROJECT PART-FINANCED  
BY THE EUROPEAN UNION



- Builds on UK research & policy concerns
  - Cities not punching weight
    - Falling behind London
    - Lack powers, responsibilities resources
    - Lagging behind European cities
- Focus drivers competitiveness - innovation, connectivity, human resources, place quality, governance



## 2. HOW DO COMPETE CITIES COMPARE?



PROJECT PART-FINANCED  
BY THE EUROPEAN UNION

## UK cities left behind by rivals in Europe

- Report finds core eight fail to attract investors
- Authorities expected to use survey in aid push

By Roger Blitz and Jonathan Guthrie

The UK's leading provincial cities trail their Continental European rivals on all the key urban performance indicators and fail to attract international investors, undermining the country's competitiveness, a government-commissioned study has found.

Whereas cities such as Stockholm, Helsinki and Stuttgart have growing populations and are known for high skills and good access, the UK's eight core cities outside London are struggling with large ageing and under-16 populations.

The analysis, comparing eight UK cities with 15 mid-sized continental cities, was produced by the Core Cities group, a partnership of Birmingham, Bristol, Leeds, Liverpool, Manchester, Newcastle, Nottingham and Sheffield and the regional development agencies.

Michael Parkinson, the report's principal author and professor of urban affairs at Liverpool John Moores University, said European cities fall behind US counterparts and UK cities are among the worst in Europe. British cities were "not yet in the premier league", he said.

The study highlights the task facing Gordon Brown in attempting to raise competitiveness in the UK and reduce the economic disparities between the south-east and the rest of the country. It also comes against a growing debate, centred on the need for council tax reform and the extent to which the government is prepared to devolve power.

The cities will seize on the report to campaign for greater investment outside the south-east, where John Prescott, deputy prime minister, is directing £22bn into new communities and public sector infrastructure.


Sir Albert Bore, leader of Birmingham City Council, said: "This research confirms what many of us have been saying for years, that the core cities in the UK and their regions could be a real driving force for the economy of the UK, but the relative competitiveness in mainland Europe is evidently higher."

Despite improvements over the past eight years, many UK provincial cities are behind their competitors in terms of GDP, innovation and education, the report said. They also fell behind in transport links, telecommunications, social cohesion, quality of life and political capacity.

The report's analysis concluded that "UK cities do not punch their economic weight in a European context". However, Prof Parkinson remained confident that the UK's cities could catch up.

The report found UK cities were struggling to hold on to their populations, with Manchester's falling 9.2 per cent in the 10 years to 2001. This compared to strong growth in more economically successful cities such as Stockholm and Helsinki.

The UK cities took up four of the last six places in terms of GDP per head. The best placed was Bristol, in ninth position. Although Manchester did well on air passenger numbers, most of the others performed poorly.



On private sector attitudes, only Manchester was ranked at all in surveys of the best cities in which to locate a business.

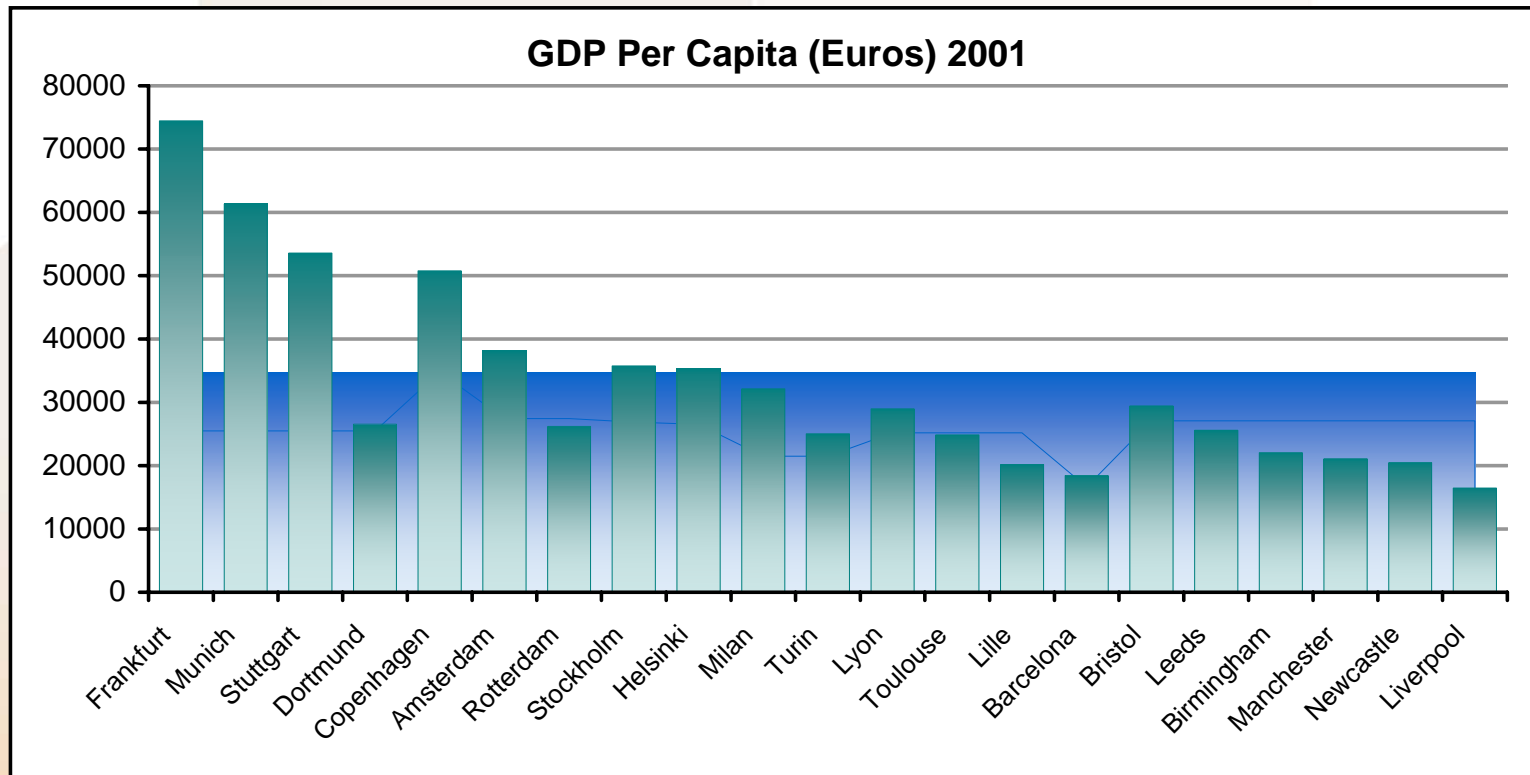
Although the European cities performing well a decade ago were continuing to thrive, the study said Barcelona had improved its standing through its urban revival, while Helsinki's

innovation programme had helped its standing in the private sector.

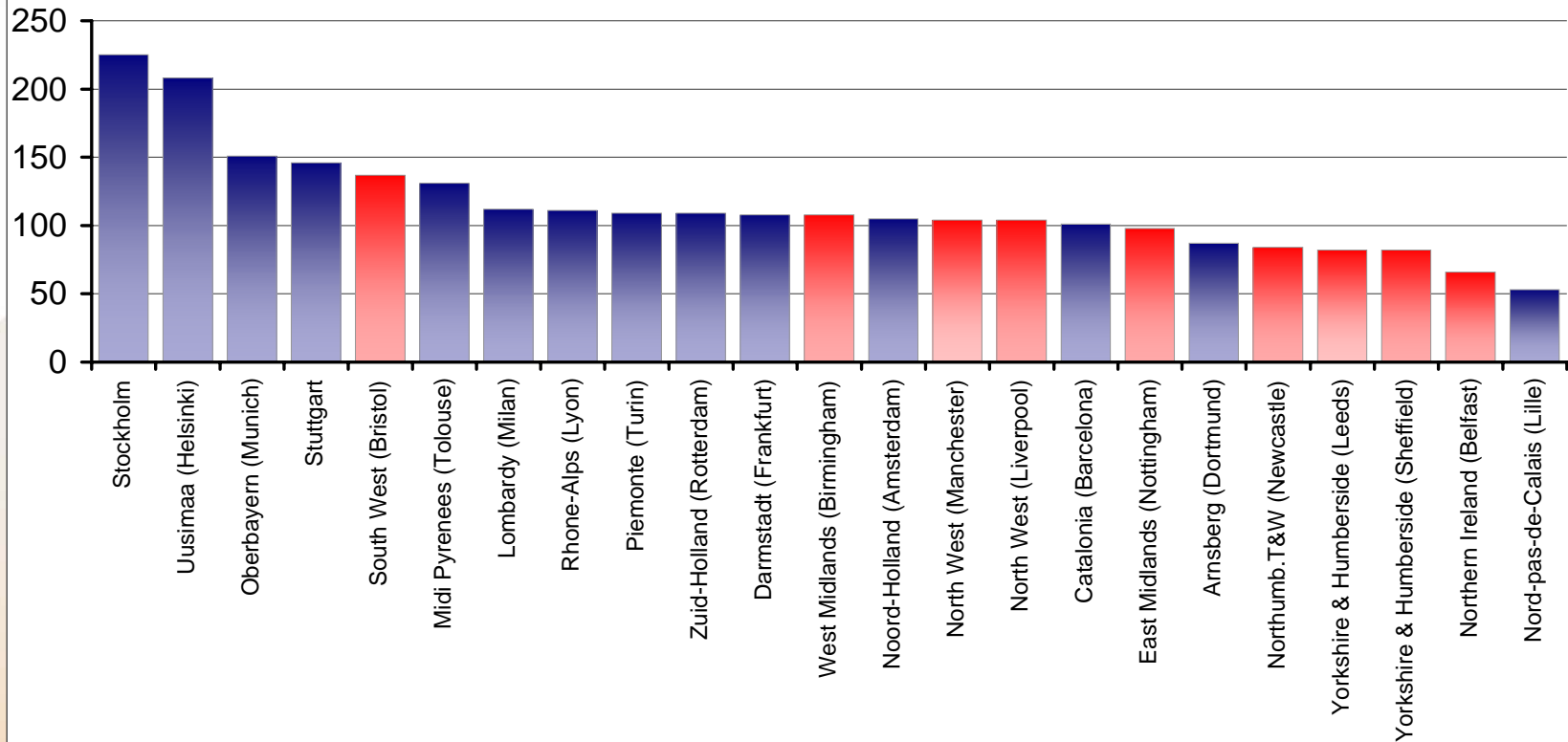
The study called for greater levels of trust between national and city governments, based on contractual relationships, and a national policy for the regions. Yvette Cooper, minister in the office of the deputy prime minis-

ter, said: "We always recognise that there are things that national government needs to do, and things that local and regional players need to do. We need to explore further freedoms and flexibilities for local government."

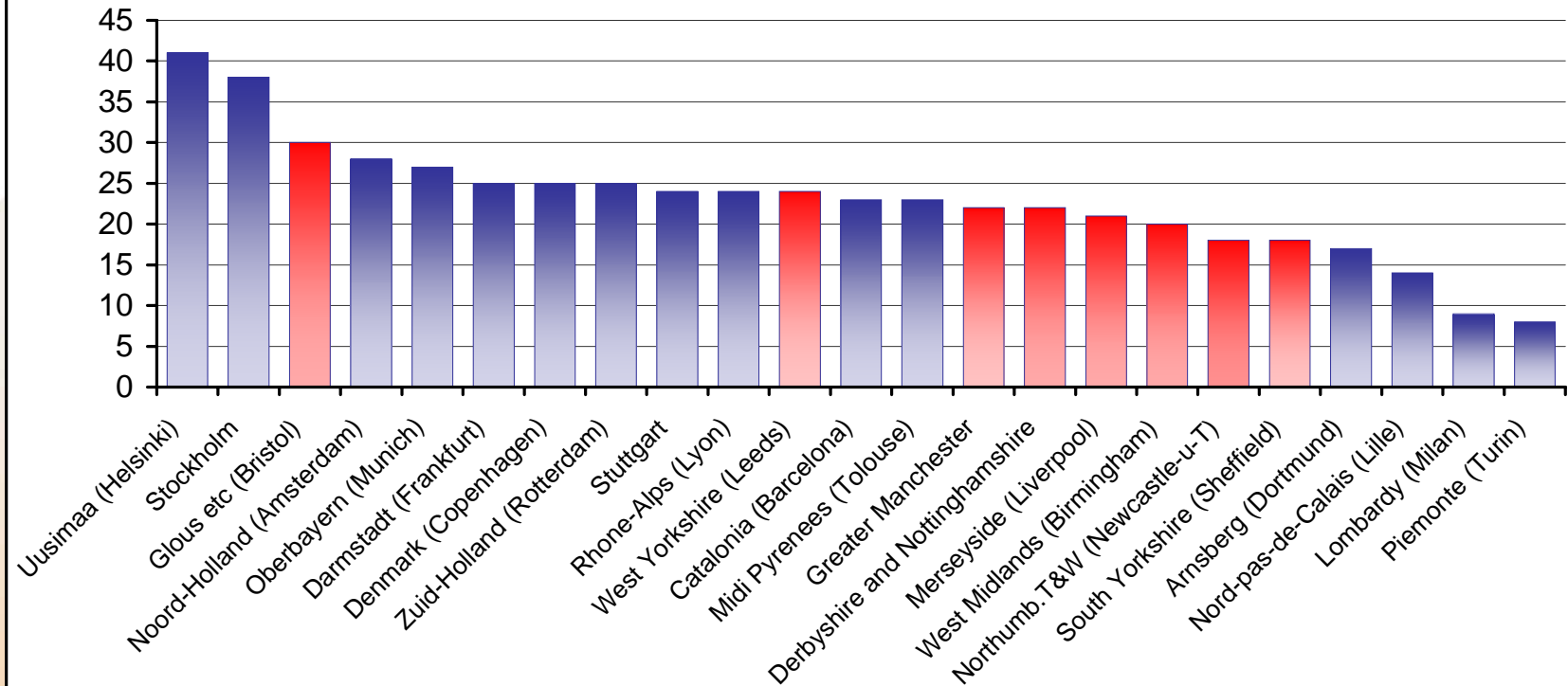
# City- National GDP



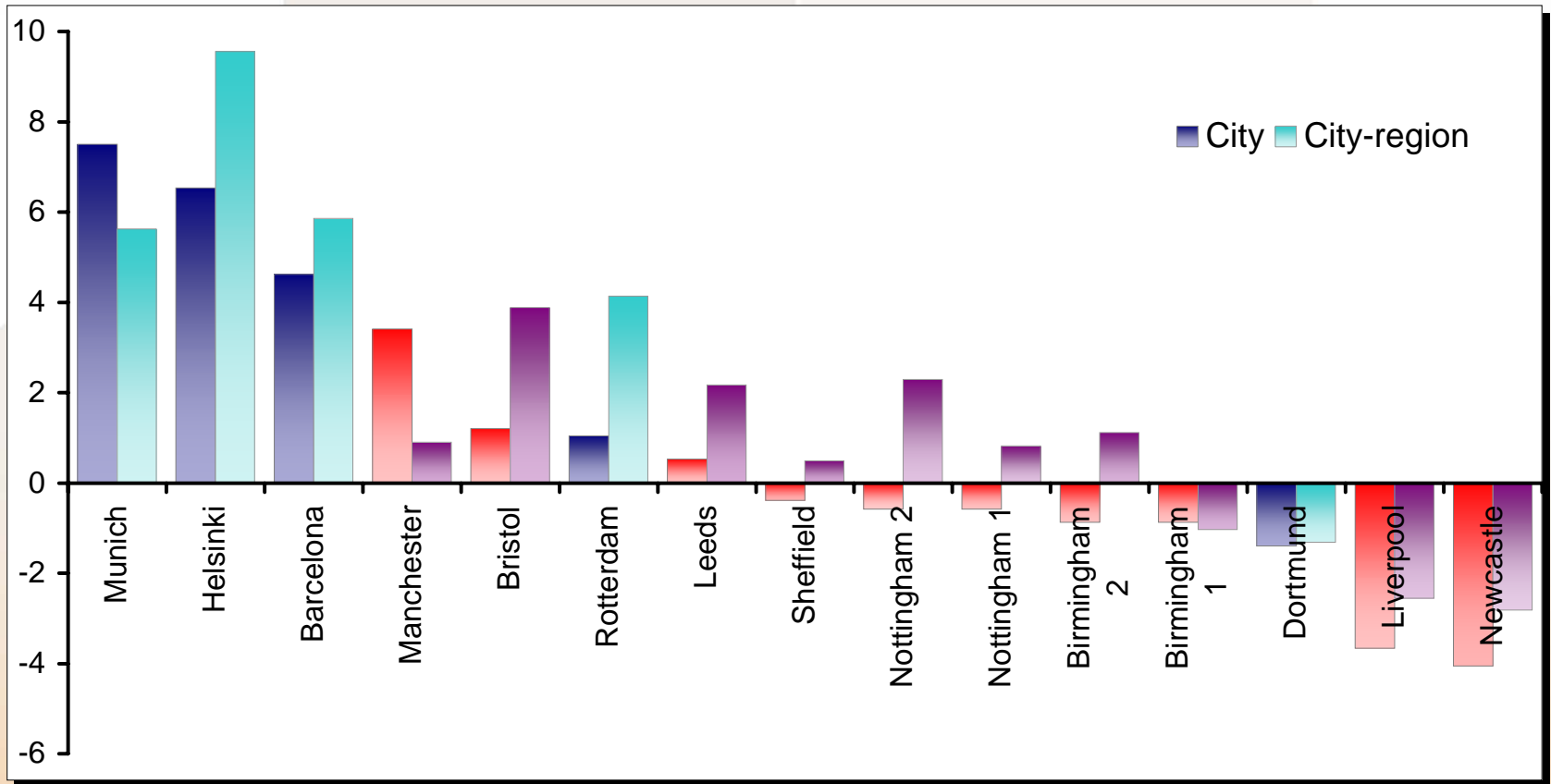
European Innovation Scoreboard 2002: EU Regions



## % working age population (25-64) with NVQ level 3 education 2000



# Population Change 1996-2004



# Population Dependency Index 2004



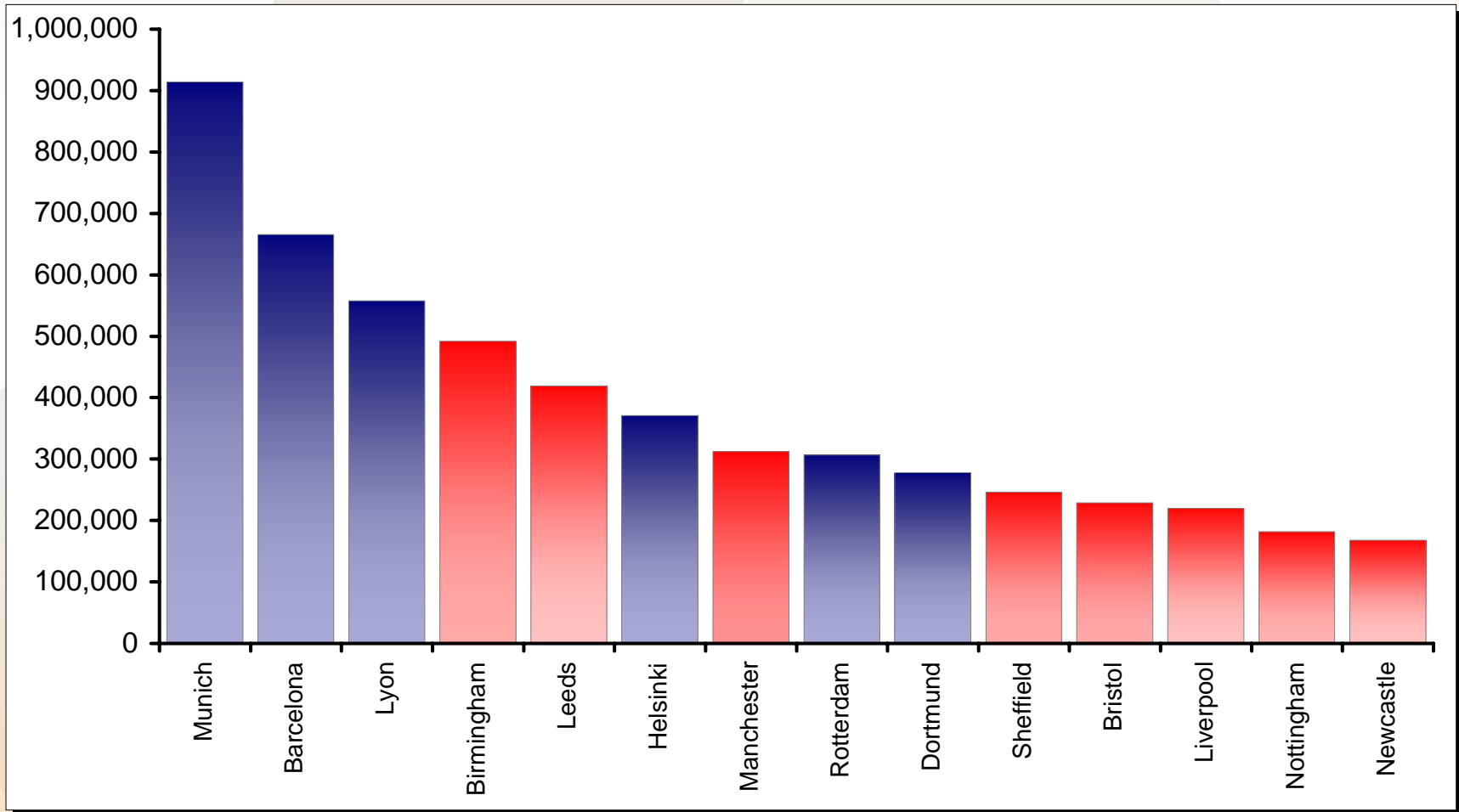
	City PDI	City-region PDI	Region PDI
Helsinki	0.50	0.52	0.54
Munich	0.52	0.57	0.62
Barcelona	0.59	0.55	0.56
Dortmund	0.59	0.61	0.61
Bristol	0.60	0.66	0.73
Rotterdam	0.61	0.61	0.47
Manchester	0.61	0.68	0.71
Nottingham	0.63	0.66	0.69
Lyon	0.64	0.67	0.71
Newcastle	0.65	0.69	0.70
Liverpool	0.66	0.72	0.71
Leeds	0.67	0.70	0.71
Sheffield	0.68	0.70	0.71
Birmingham 1	0.75	0.74	0.72
Birmingham 2	0.75	0.71	0.72
EU-15	0.65	0.65	0.65



PROJECT PART-FINANCED  
BY THE EUROPEAN UNION

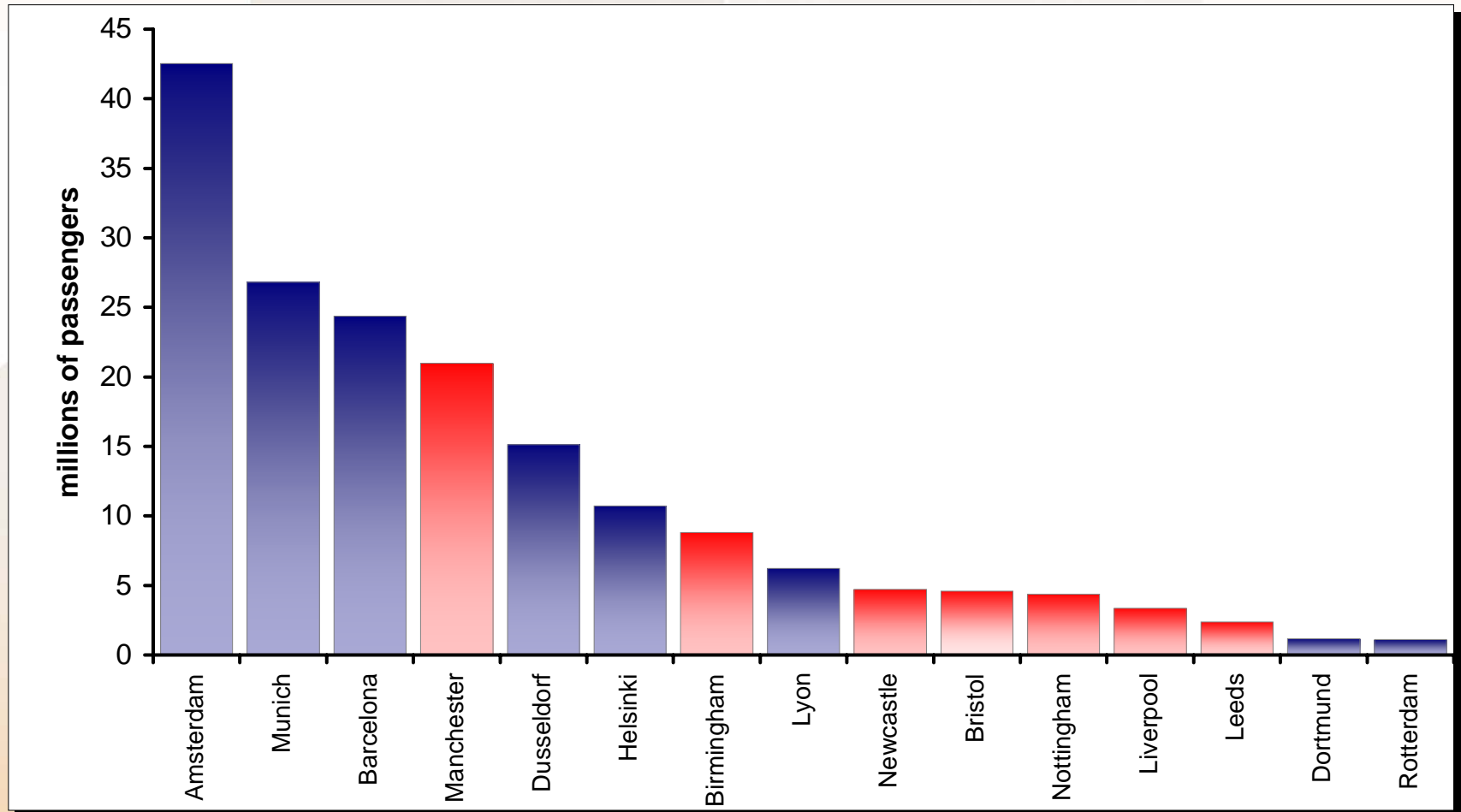


# Total Employment 2004

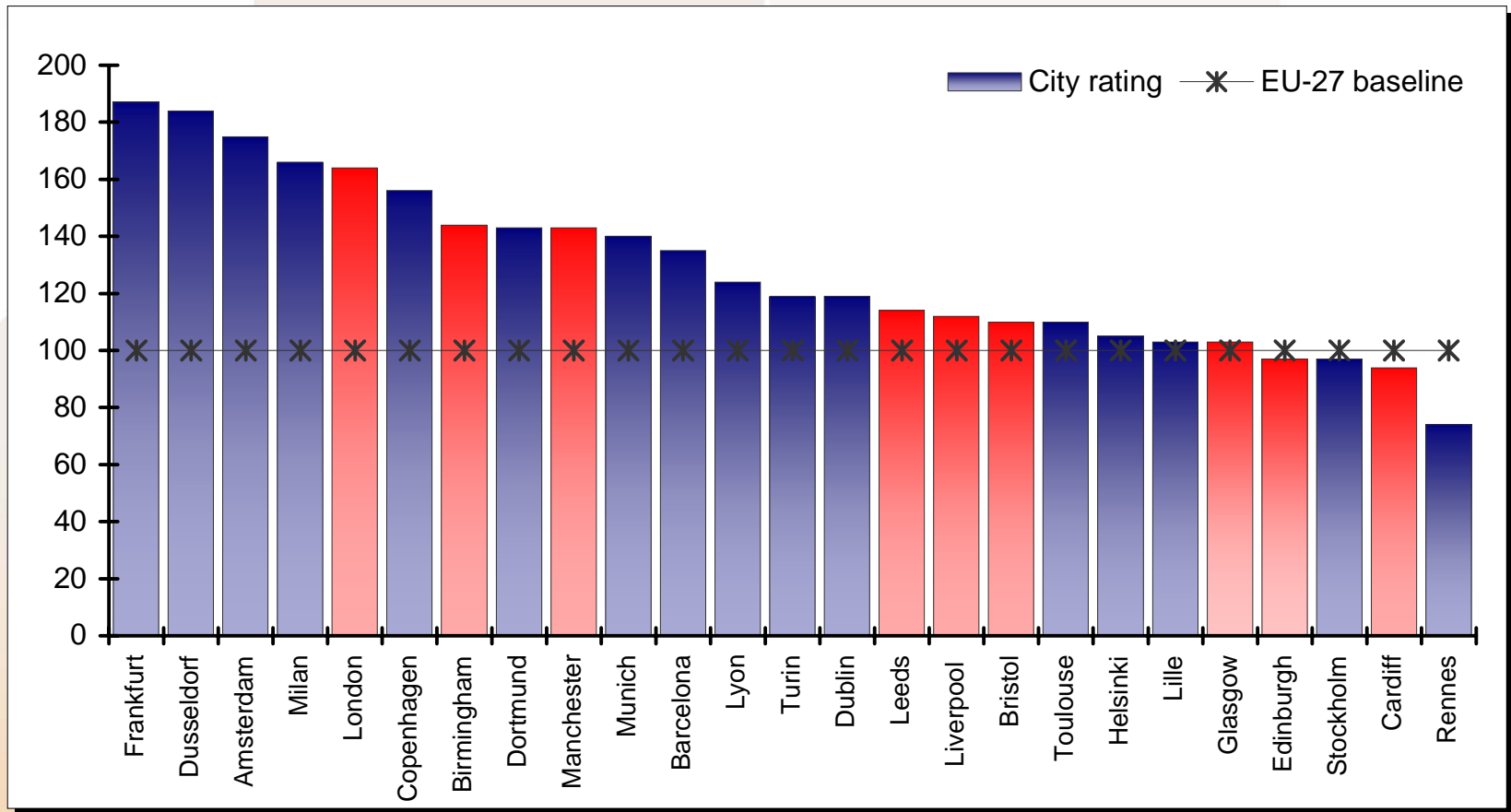


PROJECT PART-FINANCED  
BY THE EUROPEAN UNION

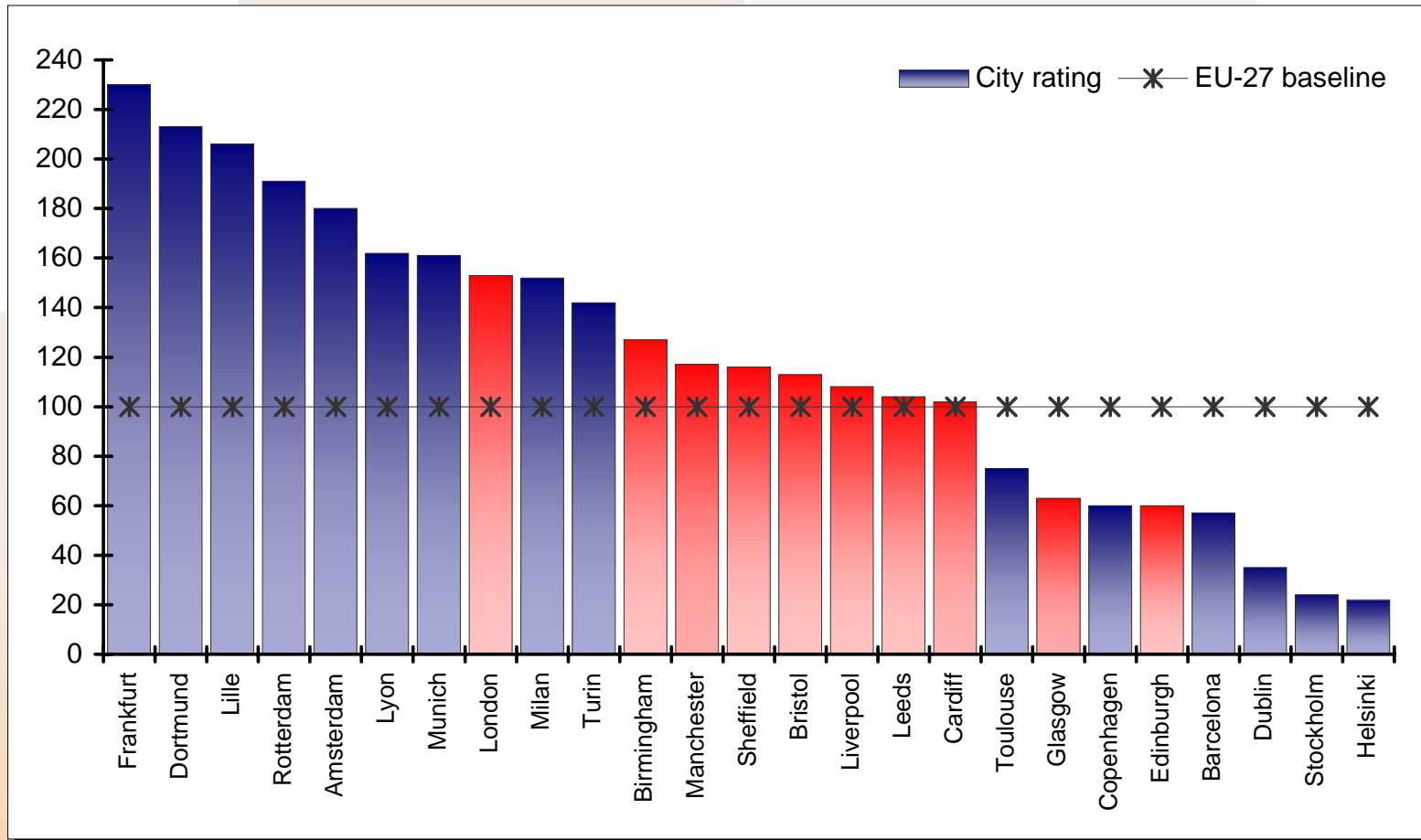
# Terminal Passengers 2004



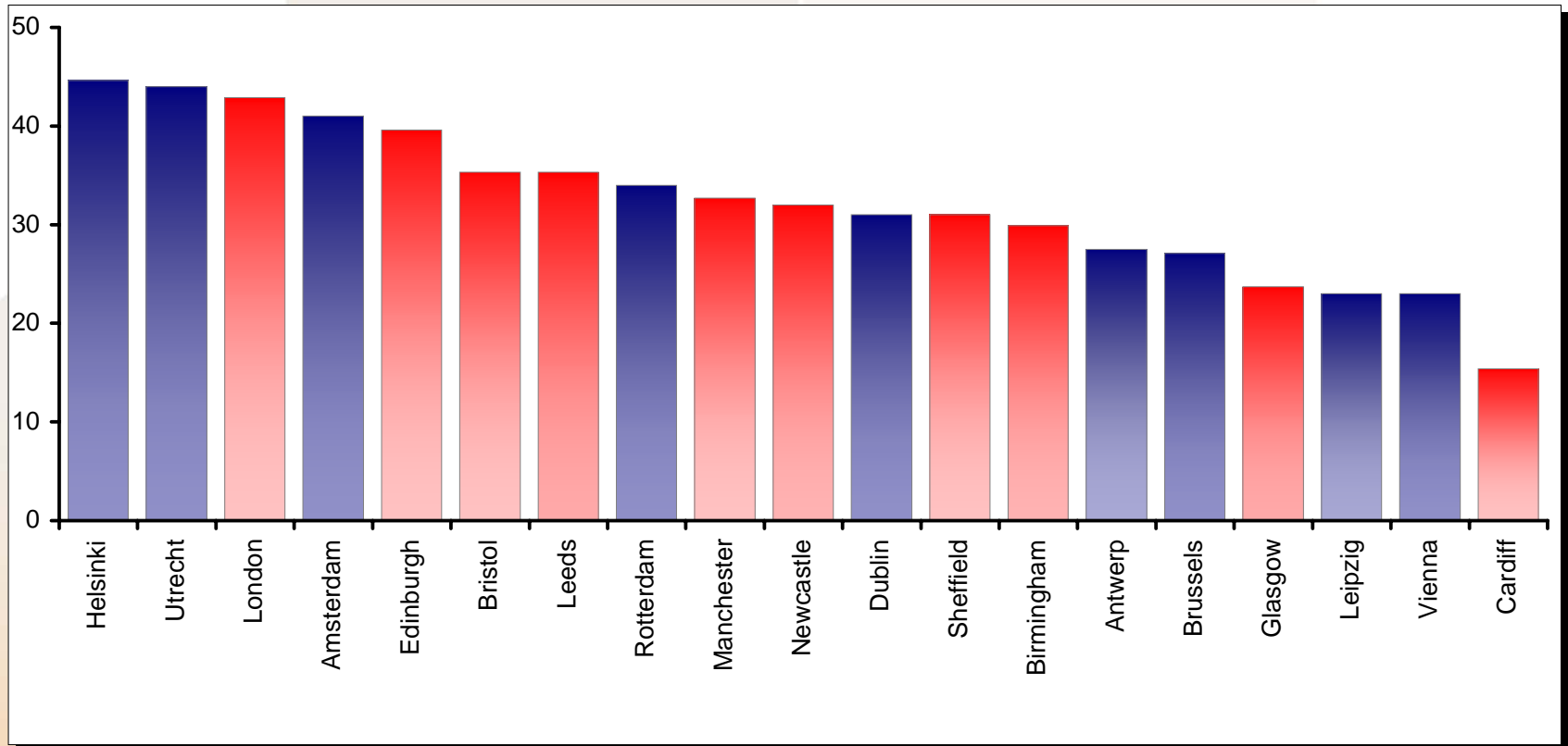
# Accessibility by air



# Accessibility by rail



# Households Internet Access



# 3. WHAT KEY MESSAGES?

- Complexity not dominance
- Sheffield – governance matters
- Dortmund- challenge human capital
- Barcelona – creativity pervasive
- Helsinki – innovation routine
- Munich – long term networks
- Rotterdam – connectivity crucial
- Lyon – clusters, scale, leadership



# 4. WHAT PURPOSE TODAY?

- Share our knowledge and results
- Celebrate success network
- Build bridge future
- Many great speakers to help us

