

SAE Technical Papers

SAE Technical Papers, via the platform SAE Mobilus, provides full-text access to SAE Technical Papers from 1998 onwards, covering topics in the automotive, aerospace and commercial-vehicle industries and provides access to the latest advances in technical solutions, new technologies and innovative research.

This database is available on and off campus and may be accessed from **Databases** in the **Electronic Library** at: www.ljmu.ac.uk/library/e-library

On campus

- Go to **Discover**, if prompted, **Sign in** with your **LJMU username@ljmu.ac.uk** and **password**
- Select the **Databases** option
- Type **SAE Technical Papers** into the search box and select the **search icon**
- Select **SAE Technical Papers** from the results list and then the online link in the **View Online** box

Off-campus

- Go to **Discover**, if prompted, **Sign in** with your **LJMU username@ljmu.ac.uk** and **password**
- Select the **Databases** option
- Type **SAE Technical Papers** into the search box and select the **search icon**
- Select **SAE Technical Papers** from the results list and then the online link in the **View Online** box
- Select **Login** in the top right hand corner of the screen
- Under the **Institutional Login** heading select **Liverpool John Moores University** from the drop down menu and select **Login**

Searching

Type in your search term(s) and select **Search**

Search Tips

Select the **Search** tab and then by selecting the **Advanced Search** option you can build up complex searches easily, selecting specific fields to search.

Boolean Operators

Boolean search operators: **AND**, **OR** and **NOT**, link your keywords together and enable you to search more effectively:

- The term **AND**, will narrow a search to only find records which contain all search terms, for example: car **AND** safety
- The term **OR**, will widen a search to find records containing any of your alternative search terms, but not necessarily all, for example: vehicle **OR** car
- The term **NOT**, excludes part of a topic or specific terms from a search, for example: vehicle **NOT** car

Boolean operators only function with the Advanced Search

Exact phrases

You can search for an exact phrase of two or more words by surrounding it with quotation marks. For example, if you type “**hybrid engine**” in quotation marks this ensures that the database only retrieves records where these words appear together as a phrase.

Truncation

An asterisk is a truncation symbol that can be used after the first few characters of a word to include all varying endings of that word in a search, for example: aero* will find **aerospace** and **aerodynamics**

Alternative Search Terms


If you are struggling to find information on a given topic – try changing your search terms to include alternative keywords.

Search Limits


You can limit your searches by using the refinement options on the search results page, for example: **date**, **sectors**, **topics**, **authors** and then selecting **Apply**. This will help you to find the most relevant research quickly and easily, filtering out any results which are not fully focused on your search topic.

To limit your results to the SAE Technical Papers select **Technical Paper** under the **Content Types** filter


Displaying Results

- The brief bibliographic details of each record will be displayed on the results screen, for example: author, title, source, year. It will default to order by relevance but you change this to other options, for example, **Most Recent** or **Title** using the **Sort by** drop down menu.
- Select the **title** to view the full record
- To access the full text document select the **Download icon** 
- Select **PDF** as the file type and then select **Download**

Print/Save

- The document is displayed as a PDF document, using Adobe Acrobat Reader software
- To print or save the individual document select the appropriate icon within the Acrobat screen  and follow the onscreen instructions

Export Citations

- You can export citations into Referencing Managing software such as EndNote
- Mark the citations you wish to export by ticking the box next to the title and selecting the **Export** icon at the bottom of the screen 
- If you are using EndNote then you can then select either **EndNote** or **RefMan**

SAE Mobilus Dashboard Account

- You can create your own personal area by selecting the **Dashboard** tab
- On the next screen select **Register Now** and fill in the online form following the onscreen instructions
- Creating your own area will allow you to save searches, custom annotations and set up project folders
- To access this account in the future select the **Dashboard** tab and select **Login** and login with your LJMU email address and the password you created

Further Help

Further guidance is available by selecting the **Help** icon in the top right hand corner of the screen. You can also contact your Academic Engagement Librarian for help and guidance via **LJMU HelpMe**.

Guide Updated: September 2023

By: Pauline Smith