

SPORTDiscus with Full Text

SPORTDiscus with Full Text is a comprehensive, international database for sport and exercise sciences, providing full-text access to 550 sports and sports medicine journals dating back to 1930. It will be referred to as SPORTDiscus for the rest of this guide.

This database is available on and off campus and may be accessed from Databases in the [Electronic Library](http://www.ljmu.ac.uk/library/e-library) at: <http://www.ljmu.ac.uk/library/e-library>

- Go to **Discover**, if prompted, **Sign in** with your LJM U username@ljmu.ac.uk and **password**
- Select the **Databases** option
- Type the name of the database in the search box
- Select the title and then the online link in the **View Online** box

Searching

The database automatically defaults to the Advanced Search screen. You can search by entering words into a search box without specifying search fields. The database will retrieve documents containing all your search terms, appearing in any field (document titles, authors, subjects, full text, etc.)

Choose Databases - This allows you to search within SPORTDiscus only or to select additional databases by ticking the relevant box(es)

Help - SPORTDiscus offers excellent help screens via the Help tab on the toolbar

Thesaurus – A quick way to find and search alternative terms

Search Tips

Boolean Operators

Boolean search operators: **AND**, **OR** and **NOT**, link your keywords together and enable you to search more effectively:

- The term **AND**, will narrow a search to only find records which contain all search terms, for example: football **AND** injuries

- The term **OR**, will widen a search to find records containing any of your alternative search terms, but not necessarily all, for example: nutrition **OR** diet
- The term **NOT**, excludes part of a topic or specific terms from a search, for example: coaching **NOT** football

Exact word or phrases

You can search for an exact word or phrase of two or more words by surrounding it with quotation marks. For example, if you type “**motor skills**” in quotation marks this ensures that the database only retrieves records where these words appear together as a phrase.

Truncation

An asterisk is a truncation symbol that can be used after the first few characters of a word to include all varying endings of that word in a search, for example:
hormon* will find **hormone, hormones, hormonal**

Wildcards

The wildcard symbol **?** can be used within a word where a different spelling may be used, for example:
organi?ation will find **organisation** and **organization**

The wildcard symbol **#** will look for an alternative spelling where there could be an extra character, for example:
behavio#r will find **behavior** and **behaviour**

Alternative Search Terms

If you are struggling to find information on a given topic – try changing your search terms to include alternative keywords, for example: food could also be diet or nutrition

Search Limits

You can limit your searches by **Content Type** or **Publication Year** using the refinement options on the search results page. This will help you to find the most relevant research quickly and easily, filtering out any results which are not fully focused on your search topic.

Search Expanders can be used to broaden your search to locate terms not only in the citation and abstract but also within the full text of the article. Simply tick the search you want to apply and perform your search.


Displaying Results

Your search results will be displayed in the centre of the screen.

- **Refine Results:** narrow by source type, subject, journal, author, and more
- **All Results:** all the items found are displayed
- **Limit Results: filter the results using the options**– such as full text or a date range and click on update for a revised results list

The results can be citations, full text articles, document summaries or abstracts, and can include links to full text. Each result is numbered and the available formats are displayed HTML full text, Linked Full Text (PDF.)



5. Effect of a 6-Week **Active Play** Intervention on Fundamental Movement Skill Competence of Preschool **Children**: A Cluster Randomized Controlled Trial.  

 Foulkes, J. D.; Knowles, Z.; Fairclough, S. J.; Stratton, G.; O'Dwyer, M.; Ridgers, N. D.; Fowweather, L., Perceptual & Motor Skills Apr2017, Vol. 124 Issue 2, p393 (English Abstract Available)

Academic Journal


Subjects: **CHILD** development; **MOTOR** ability; **PLAY** therapy; **SEDENTARY** lifestyles; **PHYSICAL** activity; CHI-squared test; REGRESSION analysis; RESEARCH funding; STATISTICAL sampling; RANDOMIZED controlled trials; DATA analysis software

Cited References: (67)

 [PDF Full Text](#) (950KB)

Selecting the title will display more information about the item such as a summary or an abstract of the item. Your keywords are highlighted in light blue throughout the summary and sometimes there are additional keywords for further searching ideas.



Use the page numbers at the top or bottom of the screen to move backwards and forwards through the results.

If you do not see a PDF, use the **Find It** link  to see if LJMU has access to full-text access from another resource/database. Use the link to go to the journal and the full text article.

Remember to follow any log in details if you are working off campus.

Email, Print, Save, Export

From the results list of you can print, save, email or export selected records.

Select one or more of the required records by selecting the  this will add it to the folder on the toolbar  **Folder**. Click on the folder to display the contents and then select the appropriate button.

To export to EndNote or an alternative bibliographical tool select **All Options** and select the appropriate option, for example: to export to EndNote Online select the Direct Export to EndNote Web option.

Note: at the end of each session this folder will empty. To permanently save these records in the folder you will need to **Sign in** using the option on the toolbar and create an account.

Additional Features

To use any additional features such as saving your searches, setting search alerts and saving documents within the database you need to create a personal account.

Further Help

Further guidance is available using the **Help** button on the toolbar or from your Academic Engagement Librarian.

Guide created: August 2023

By: Jackie Fealey